

**Hyde Park  
Place  
Order 3**

REV	DATE

**BFP**

**Apt 3.08  
Kitchen**

Project Name:

Drawing No.:  
**FD-3253V19a  
-kitchen**

Designed By:  
**Vincent**

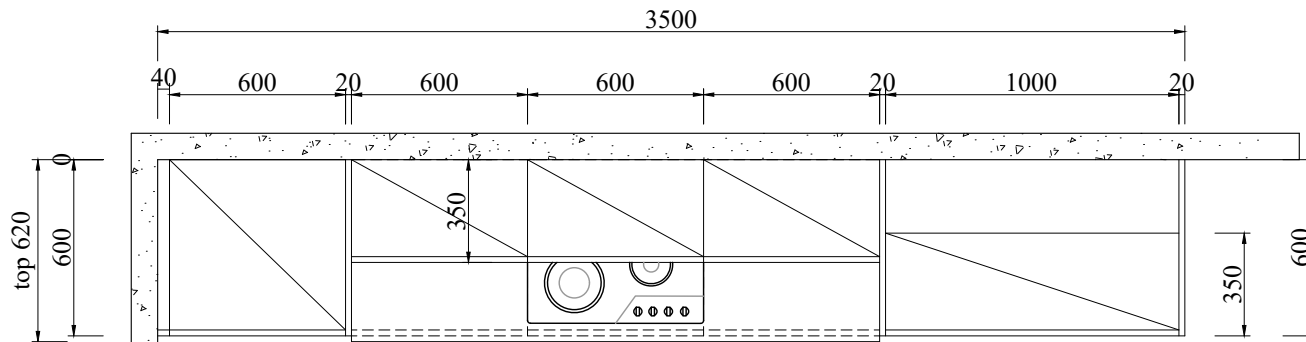
Designed Date:  
**2020-12-15**

Audit by

Unit:  
**mm**

Scale:

**21/24**



Ceiling 2700mm  
Tile Splash  
SMEG



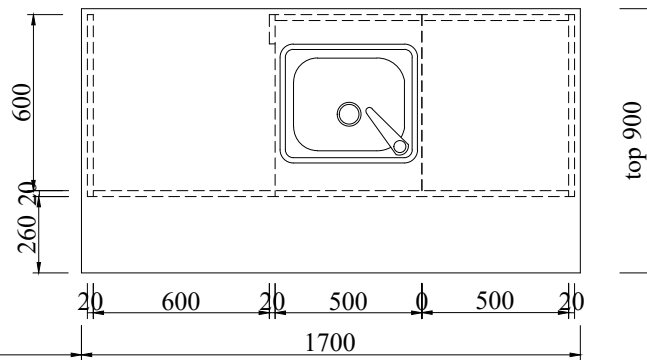
- ===== Adjustable shelf
- P~ = Decorative panel
- E = End panel
- ~F = Filler
- HB = Headboard

Apt 3.08 Kitchen

Qty: 1 Sets

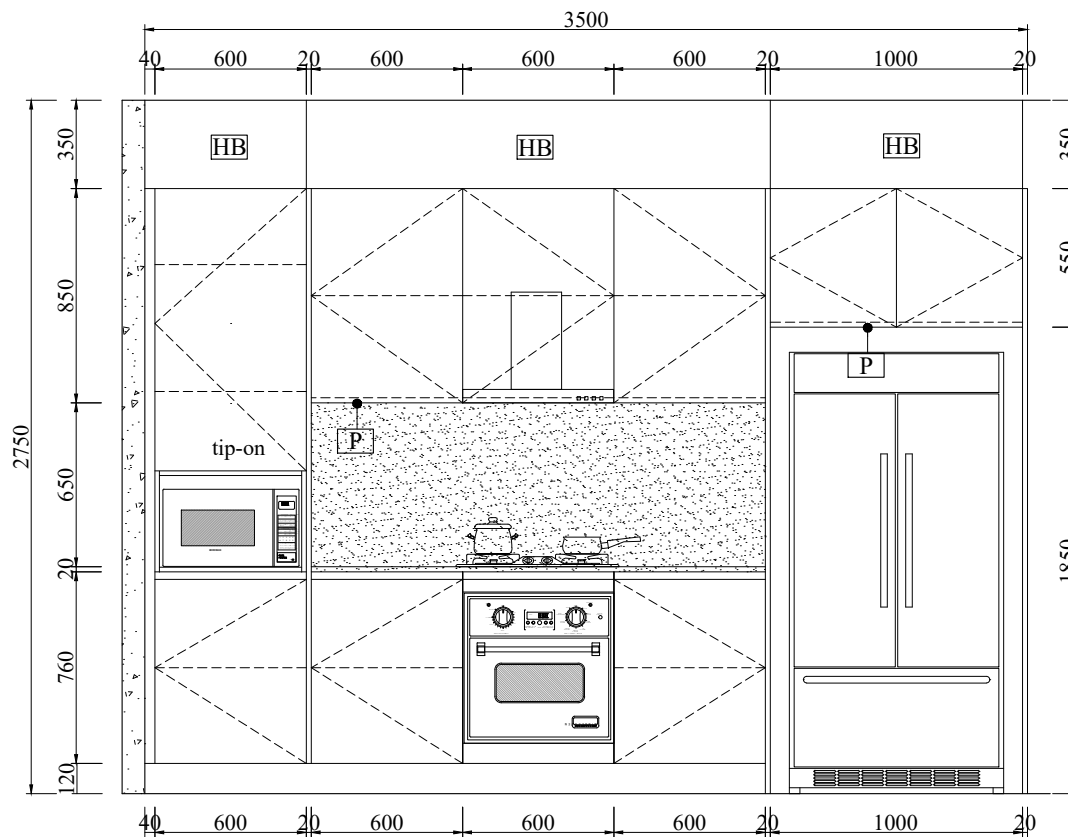
Door color: BLC-08A pure white matt finish

Countertop: Quartz BS2001

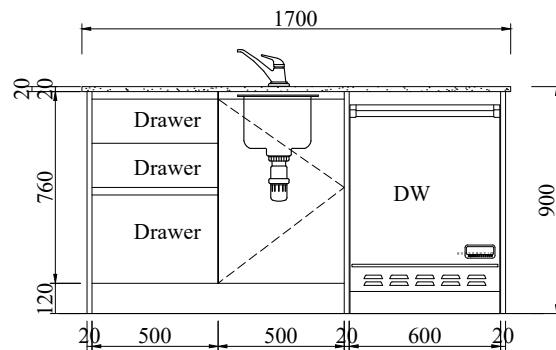


**15 KITCHEN PLAN**  
SCALE 1:30

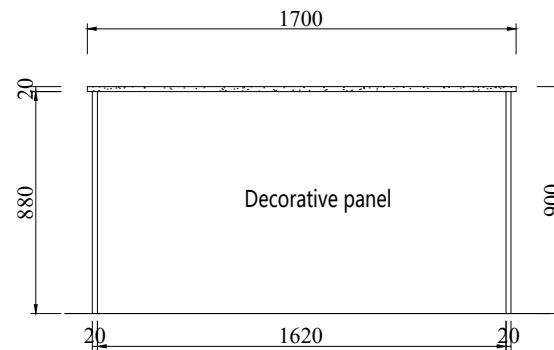




**15** ELEVATION 1  
SCALE 1:30



**15** ELEVATION 2  
SCALE 1:30



**15** ELEVATION 3  
SCALE 1:30

Tile Splash  
Ceiling 2700mm  
SMEG

**Hyde Park  
Place  
Order 3**

REV	DATE

**BFP**

**Apt 3.08  
Kitchen**

Project Name:

Drawing No.:  
**FD-3253V19a  
-kitchen**

Designed By:  
**Vincent**

Designed Date:  
**2020-12-15**

Audit by

Unit:  
**mm**

Scale:

**22/24**

REV	DATE

Apt 4.08  
Kitchen

Project Name:

Drawing No.:

**FD-3253V19a**  
**-kitchen**

Designed By:

Vincent

Designed Date:

**2020-12-15**

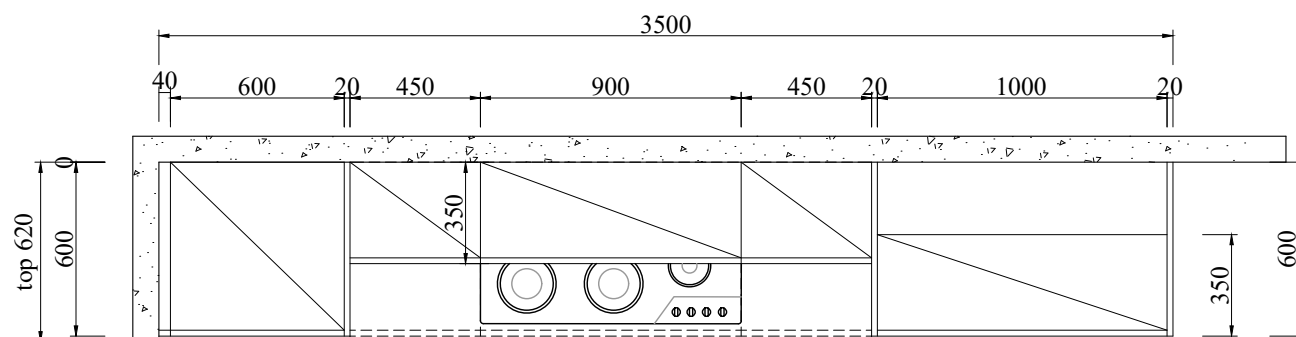
Audit by

Unit:

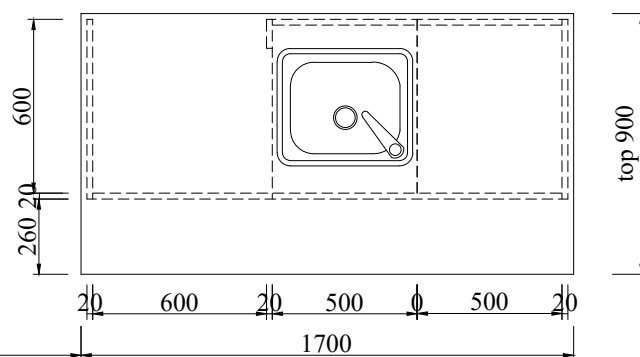
mm

Scale:

23/24



Ceiling 2700mm  
Tile splash  
BS2001 SMEG



===== Adjustable shelf

$\boxed{P_{\sim}}$  = Decorative panel

**E** = End panel

 $\boxed{\sim F} = \text{Filler}$ 

**HB** = Headboard

Apt 4.08 Kitchen

Qty: 1 Sets

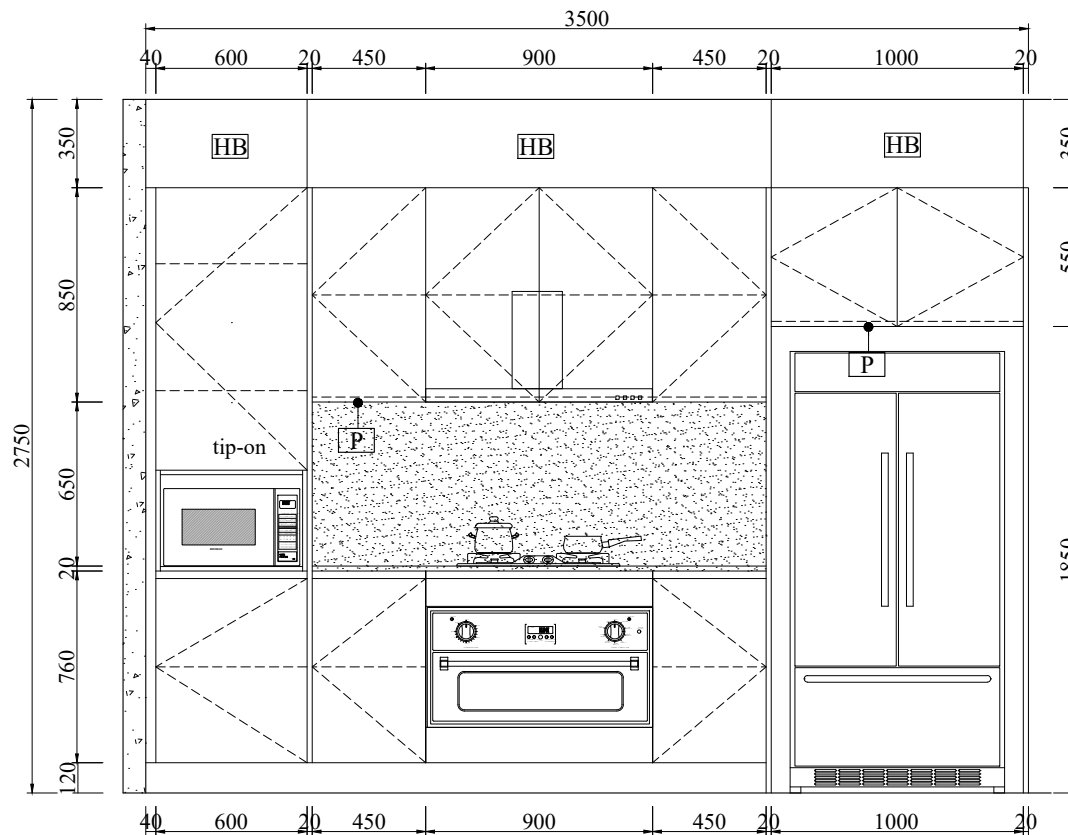
Door color: BLC-08A pure white matt finish

Countertop: Quartz BS2001

## 16 KITCHEN PLAN

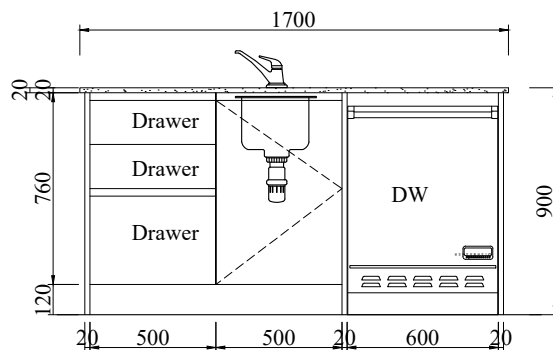
SCALE 1:30



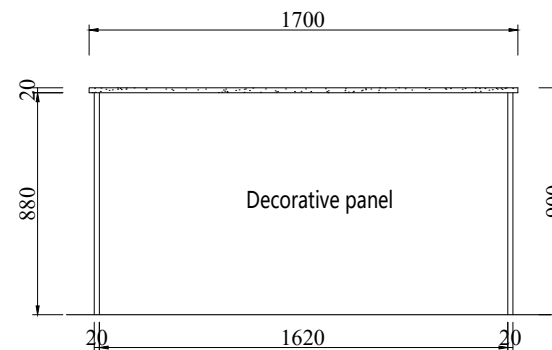


Ceiling 2700mm  
Tile splash  
MEG

**16** ELEVATION 1  
SCALE 1:30



**16** ELEVATION 2  
SCALE 1:30



**16** ELEVATION 3  
SCALE 1:30

**Hyde Park  
Place  
Order 3**

REV	DATE

**BFP**

**Apt 4.08  
Kitchen**

Project Name:

Drawing No.:  
**FD-3253V19a  
-kitchen**

Designed By:  
**Vincent**

Designed Date:  
**2020-12-15**

Audit by

Unit:  
**mm**

Scale:

**24/24**